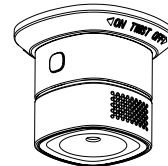


zipato®

SMART CARBON MONOXIDE SENSOR

QUICK INSTALLATION GUIDE v1.0



TRADEMARKS

Zipato and the Zipato logo are registered Trademarks. All other product names mentioned herein may be trademarks or registered trademarks of their respective companies.

NOTICE

Although Zipato has attempted to ensure the accuracy of the content of this manual, it is possible that this document may contain technical inaccuracies, typographical, or other errors. Zipato assumes no liability for any error in this publication, and for damages, whether direct, indirect, incidental, and consequential or otherwise, that may result from such error, including, but not limited to loss of data or profits.

Zipato provides this publication "as is" without warranty of any kind, either express or implied, including, but not limited to implied warranties of merchantability or fitness for a particular purpose. The published information in the manual is subject to change without notice. Zipato reserves the right to make changes in the product design, layout, and driver revisions without notification to its users. This version of the Installation guide supersedes all previous versions.

INTRODUCTION

This product is a Smart Carbon Monoxide Sensor and adopts super low power consumption Z-Wave wireless network technology, used for detecting carbon monoxide. Sensor adopts high performance electrochemical sensor, supports sound and flash alarm. It has high stability, super low power consumption, little sensitivity drift and many other features.

SPECIFICATION

Working voltage: DC3V (CR123A Lithium battery)

Static current: $\leq 20\mu\text{A}$

Alarm current: $\leq 60\text{mA}$

Alarm sound: 85dB/1m

Alarm sensitivity: 30ppm 120min alarm, 50ppm 60-90min alarm, 100ppm 10-40min alarm, 300ppm 3min alarm

Networking: Z-Wave Ad-Hoc

Wireless distance: $>70\text{m}$ (open area)

Working temperature: $-10^{\circ}\text{C}\sim+50^{\circ}\text{C}$

Humidity: $\leq 95\%\text{RH}$

Dimensions: 54 x 54 x 45 mm

WARNINGS

1. This sensor can not be used for detecting natural gas (methane), propane, butane and other combustible gases
2. Clean once a month (may use vacuum cleaner and soft brush)
3. Do not use cleanser or solvent wipe sensors, please avoid spraying air freshener, hair spray, oil paint or other aerosol near sensor
4. Effective working lifespan is 5 years
5. When alarm sounds, shut-off valves and open windows to make the air flow



Networking hole
LED indicator

Sensor



Installation base

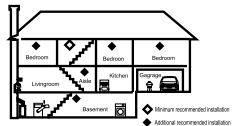
INSTALLATION WARNINGS

1. Install the sensor in bedroom and living area or anywhere CO may leak and make sure you can hear the alarm from sleeping area


2. Avoid suppressing or faling down sensors, keep sensors away from humid, high voltage, strong magnetic and children
3. Don't install the sensor in places wher the false alarms may appear (garage, kitchen..) or in places wher the sensor might get damaged (dirt, dust...)
4. Sensor can be wall mounted, placed on table, housghold or other places

INSTALLATION DRAWING

To increase safety factors in single-layer house, it's suggested to install at least one sensor in each bedroom and install a sensor at 6m from chimey and gas fixture. To increase safety factors in multi-layer house, its suggested to at least one sensor in each bedroom and at least one sensor in basement.



INSTALLATION STEP 1:



Anticlockwise rotate the bracket out from the installation base, then remove the battery insulating strip to make the detector to power on.

INSTALLATION STEP 2:

1. **DEVICE PREHEAT**
Power the device on, a "Di" sound, then green LED, red LED, yellow LED flash alternately about 90 sec, enter into normal

model, after that, the device will be able to be included into network.

2. DEVICE INCLUSION

- Click [Add] icon in Z-Wave PC Controller Program.
- Press the Net_Button 3 times within 1.5s, Green LED is blinking 3 times within 1 second.
- If Inclusion Process is successful, Green led will turn off.

3. DEVICE EXCLUSION

- Click [Remove] icon in Z-Wave PC Controller Program
- Press the Net_Button 3 times within 1.5s
- If Exclusion Process is successful, Green led is Blinking 6 times, then turn off.

4. DEVICE TEST MODE

Press Test_Button to test if the device is working normally, green LED, red LED, yellow LED and green LED flash alternately once, and "Di-Di-Di-Di" sound when CO is detected.

5. DEVICE DETECTION MODE

If Inclusion process is successful, the device will report alarm information if detect the status change of CO and no CO . Red

LED flash 4 times every 10 seconds, and "Di-Di-Di-Di" sound when CO is detected.

6. DEVICE FACTORY RESET

- Long press Net_Button while installing batteries in HS1CA-Z.
- Device Reset Locally notification is Transmitted.
- Please use this procedure only when the network primary controller is missing or otherwise inoperable.

7. ASSOCIATION & ASSOCIATION GROUP INFORMATION

- Lifeline between controller and HS1CA-Z
- Supported command classes
Battery report, Notification report, and Device Reset Locally notification, Binary report.
- Maximum supported nodes are 5.
- Association Group description
- Association group 1: Lifeline association group
Include command classes: Battery report, Notification report, and Device Reset Locally notification, Binary report.
- Association group 2: Root Device group(Binary Sensor)
Binary Sensor Command Class: Compatible with 300 series
- 1-Binary Sensor reports status of CO or no CO via Lifeline.
- 2-When the sensor detects status change of CO and no CO, the

device will be triggered.

- Association group 3: Root Device group(Notification)
- 1-Notification reports status of detect CO or no CO via Lifeline
- 2-When the sensor detects status change of CO and no CO, the device will be triggered

8. NOTIFICATION REPORT

- Press or release test_button, or CO status is changed(CO detected or no CO detected) , Notification Report is transmitted

NOTIFICATION TYPE	EVENT
CO Alarm (0x02)	Previous Events cleared (0x00)
	Carbon monoxide detected, Unknown Location(0x02)

9. BATTERY REPORT

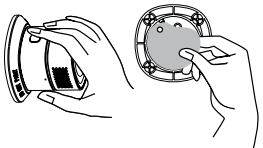
- Battery Report is transmitted when power on the device.
- Battery Report is transmitted once a day.
- Battery Report is transmitted when the battery falls less than 10%

BATTERY VOLTAGE	BATTERY LEVEL
2.6V ~ 3.0V	10~ 100 (%)
Under 2.4V	0xFF

10. WAKE UP NOTIFICATION

- Wake up Notification is transmitted every 24 hours by default.
- Wake up Notification is transmitted after Notification Report is Transmitted

INSTALLATION STEP 3:



Remove the double-sided adhesive membrane on the mounting bracket and fit the smoke sensor into the bracket by rotating it.

STATUS & TROUBLESHOOTING

STATUS	LED INDICATOR	ALARM
Test	Red LED flashes 4 times in 10 seconds	"Di" four times
Warm up	LED flashes alternatively in three colors	"Di" one time when power on
Fault	Yellow LED flashes twice	"Di" twice in 10 seconds
Low power	Yellow LED flashes one time	"Di" one time every 10 seconds
Super low power	Yellow LED keeps on	"Di" one time every 10 seconds
Usage Expiration Date	Yellow LED flashes twice	"Di" twice every 10 seconds

Please refer to the following situations if the Smoke Sensor isn't working properly:

1. If battery reaches service life, please replace it
2. Fault affected by dust or oil, please clean it
3. Check if the sensor is properly placed into bracket

TROUBLESHOOTING

Please take following advices for reference if sensor doesn't work normally:

1. Replace battery in time, if voltage is too low and reaches effective life span
2. Clean sensor if the fault resulted from dust or oil stain
3. Make sure the sensor is fits in the base correctly.



Press test button for 3 seconds until alarm sounds. Do this test at least once a week.

LIMITED PRODUCT WARRANTY

→ GENERAL TERMS

Nothing in this Limited Product Warranty affects your statutory rights as a consumer.

The Limited Product Warranty set forth below is given by Tri plus grupa d.o.o. (Europe) (herein referred to as "ZIPATO"). This Limited Product Warranty is only effective upon presentation of the proof of purchase. Upon further request by ZIPATO, this warranty card has to be presented, too.

EXCEPT AS EXPRESSLY SET FORTH IN THIS LIMITED WARRANTY, ZIPATO MAKES NO OTHER WARRANTIES, EXPRESS OR IMPLIED, INCLUDING ANY IMPLIED WARRANTIES OF MERCHANTABILITY AND FITNESS FOR A PARTICULAR PURPOSE. ZIPATO EXPRESSLY DISCLAIMS ALL WARRANTIES NOT STATED IN THIS LIMITED WARRANTY. ANY IMPLIED WARRANTIES THAT MAY BE IMPOSED BY LAW ARE LIMITED IN DURATION TO THE LIMITED WARRANTY PERIOD. TO THE EXTENT ALLOWED BY LOCAL LAW, THE REMEDIES IN THIS WARRANTY STATEMENT ARE CUSTOMER'S SOLE

AND EXCLUSIVE REMEDIES AGAINST ZIPATO. THEY DO NOT, HOWEVER, AFFECT OR RESTRICT THE RIGHTS YOU HAVE AGAINST THE BUSINESS YOU BOUGHT A ZIPATO PRODUCT FROM. IN NO EVENT WILL ZIPATO BE LIABLE FOR LOSS OF DATA OR FOR INDIRECT, SPECIAL, INCIDENTAL, CONSEQUENTIAL (INCLUDING LOST PROFIT OR DATA), OR OTHER DAMAGE, WHETHER BASED IN CONTRACT, TORT, OR OTHERWISE. HOWEVER, NOTHING IN THIS AGREEMENT LIMITS ZIPATO'S LIABILITY TO YOU (I) IN THE EVENT OF DEATH OR PERSONAL INJURY TO THE EXTENT RESULTING FROM ZIPATO'S NEGLIGENCE, OR (II) TO THE EXTENT RESULTING FROM ANY FRAUDULENT MISREPRESENTATION ON THE PART OF ZIPATO, OR (III) TO THE EXTENT ARISING UNDER PART 1 OF THE CONSUMER PROTECTION ACT 1987 OF THE UNITED KINGDOM. SOME STATES OR COUNTRIES DO NOT ALLOW: (1) A DISCLAIMER OF IMPLIED WARRANTIES; (2) A LIMITATION ON HOW LONG AN IMPLIED WARRANTY LASTS OR THE EXCLUSION; OR (3) LIMITATION OF INCIDENTAL OR CONSEQUENTIAL DAMAGES FOR CONSUMER PRODUCTS. IN SUCH STATES OR COUNTRIES, SOME EXCLUSIONS OR LIMITATIONS OF THIS LIMITED WARRANTY MAY NOT APPLY TO YOU. THIS LIMITED WARRANTY GIVES YOU SPECIFIC LEGAL RIGHTS. YOU MAY ALSO HAVE OTHER RIGHTS THAT MAY VARY

FROM STATE TO STATE OR FROM COUNTRY TO COUNTRY. YOU ARE ADVISED TO CONSULT APPLICABLE STATE OR COUNTRY LAWS FOR A FULL DETERMINATION OF YOUR RIGHTS.

This Limited Product Warranty applies to ZIPATO branded hardware products (collectively referred to as "ZIPATO Hardware Products") sold by ZIPATO (Europe), its European subsidiaries, affiliates, authorized resellers, or country distributors (collectively referred to as "ZIPATO Resellers") with this Limited Product Warranty.

The term "ZIPATO Hardware Product" is limited to the hardware components and all its internal components including firmware.

The term "ZIPATO Hardware Product" DOES NOT include any software applications or programs.

→ GEOGRAPHICAL SCOPE OF THE LIMITED PRODUCT WARRANTY

This Limited Product Warranty is applicable to Hardware Products sold by Zipato Resellers in all countries listed at the beginning of this document under the heading "Countries in which this ZIPATO Limited Product Warranty applies". The Limited Product Warranty will be honored in any country where

ZIPATO or its authorized service providers offer warranty service subject to the terms and conditions set forth in this Limited Product Warranty. However, warranty service availability and response times may vary from country to country and may also be subject to registration requirements.

→ LIMITATION OF PRODUCT WARRANTY

ZIPATO warrants that the products described below under normal use are free from material defects in materials and workmanship during the Limited Product Warranty Period set forth below ("Limited Product Warranty Period"), if the product is used and serviced in accordance with the user manual and other documentation provided to the purchaser at the time of purchase (or as amended from time to time).

ZIPATO does not warrant that the products will operate uninterrupted or error-free or that all deficiencies, errors, defects or non-conformities will be corrected.

This warranty shall not apply to problems resulting from: (a) unauthorized alterations or attachments; (b) negligence, abuse or misuse, including failure to operate the product in accordance with specifications or interface requirements; (c) improper handling; (d) failure of goods or services not obtained

from ZIPATO or not subject to a then-effective ZIPATO warranty or maintenance agreement; (e) improper use or storage; or (f) fire, water, acts of God or other catastrophic events. This warranty shall also not apply to any particular product if any ZIPATO serial number has been removed or defaced in any way. ZIPATO IS NOT RESPONSIBLE FOR DAMAGE THAT OCCURS AS A RESULT OF YOUR FAILURE TO FOLLOW THE INSTRUCTIONS FOR THE ZIPATO HARDWARE PRODUCT.

→ LIMITED PRODUCT WARRANTY PERIOD

The Limited Product Warranty Period starts on the date of purchase from ZIPATO. Your dated sales or delivery receipt, showing the date of purchase of the product, is your proof of the purchase date. You may be required to provide proof of purchase as a condition of receiving warranty service. You are entitled to warranty service according to the terms and conditions of this document if a repair to your ZIPATO branded hardware is required within the Limited Product Warranty Period.

[Other than in respect of products for domestic use (in particular those listed in the first and last boxes in the table below), this Limited Product Warranty extends only to the

original end user purchaser of this ZIPATO Hardware Product and is not transferable to anyone who obtains ownership of the ZIPATO Hardware Product from the original end-user purchaser.

→ PRODUCT WARRANTY PERIOD TABLE

PRODUCT TYPE	Smart Carbon Monoxide Sensor
PRODUCT WARRANTY PERIOD	One (1) year

IMPORTANT

The content of "Product Type" listed above is subject to change; please refer to the www.zipato.com for latest update.

→ PERFORMANCE OF THE LIMITED PRODUCT WARRANTY

If a product defect occurs, ZIPATO's sole obligation shall be to repair or replace any defective Zipato Hardware Product free of charge provided it is returned to an Authorized ZIPATO Service Centre during the Limited Warranty Period. Such repair or replacement will be rendered by ZIPATO at an Authorized

ZIPATO Service Centre. All component parts or hardware products that are replaced under this Limited Product Warranty become the property of ZIPATO. The replacement part or product takes on the remaining Limited Warranty Period of the replaced part or product. The replacement product need not be new or of an identical make, model or part; ZIPATO may in its discretion replace the defective product (or any part thereof) with any reconditioned equivalent (or superior) product in all material respects to the defective product.

WARRANTOR

Tri plus grupa d.o.o.
Banjaveciceva 11
10 000 Zagreb
CROATIA

TEL +385 (0)1 4004 404
FAX +385 (0)1 4004 405

DECLARATION OF CONFORMITY



The manufacturer Tri plus grupa d.o.o declares under our sole responsibility that the product:

Marketing model: Smart Carbon Monoxide Sensor
Regulatory model: hm-hs1ca-z
Trade/Brand name: Zipato

is in conformity with the Directive 2014/53/EU and carries the CE marking accordingly.

ETSI EN 300 220-1 V2.4.1 (2012-05)
ETSI EN 300 220-2 V2.4.1 (2012-05)

ETSI EN 301 489-1 V1.9.2 (2011-09)
ETSI EN 301 489-3 V1.6.1 (2013-08)

EN 62479: 2010

EN 60950-1: 2006+A11:2009+A1:2010+A12:2011+A2:2013

Changes or modifications not expressly approved by Tri plus grupa d.o.o. for compliance could void the user's authority to operate the equipment.

→ DISPOSING AND RECYCLING YOUR PRODUCT

When it reaches end of life, dispose of the product according to your local environmental laws, guidelines and regulations.



This symbol on the product or packaging means that according to local laws and regulations needs to be disposed of separately from household waste. Once this product has reached the end of its life, please take it to a collection point (recycle facilities) designated by your local authorities, some will accept your product for free or simply drop it off at your Zipato re-seller store. By recycling the product and its packaging in this manner you help to conserve the environment and protect human health. At Zipato, we understand and are committed to reducing any impact our operations and products may have on the environment. To minimize this impact Zipato designs and builds its products to be as environmentally friendly as possible, by using recyclable, low toxic materials in both products and packaging.

→ COPYRIGHT

© 2017 Tri plus grupa d.o.o. All Rights Reserved.
No part of this manual may be reproduced or transmitted in any form without the expressed, written permission of Tri plus grupa d.o.o.