Smart Module Installation

Yale Pro® 2 Wi-Fi

1

If your lock is already installed, remove the batteries.

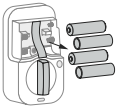

2

Insert the Smart Module into the battery compartment slot.

Reinsert the batteries.

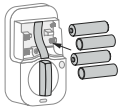

The Security 2 DSK label is on the side of the Smart Module that is facing outwards.

3

Open the Yale Access App and navigate to your lock model.

3a. Select 'Lock Settings'.

3b. Select 'Yale Smart Module'.

3c. Follow steps in the app to complete set-up.

4

To remove the Smart Module from your system, unenroll the smart module through the module settings under lock settings in the Yale Access App.

⚠ Anytime you add or remove a Smart Module from your lock, the batteries must be removed

Smart Module Installation

Yale Pro® 2 & Master Lock Connected Commercial

Z-Wave® Long Range, Zigbee®

1

If your lock is already installed, remove the batteries.

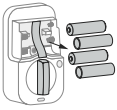

2

Insert the Smart Module into the battery compartment slot.

Reinsert the batteries.

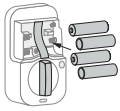

The Security 2 DSK label is on the side of the Smart Module that is facing outwards.

3

3a. Enter your locks master entry code, followed by the ✪

3b. Press the **7** key followed by the ✪

3c. Press the **1** key followed by the ✪

If you have SmartStart enabled with your Z-Wave® system, follow in-app prompts to add a new device. If you do not have SmartStart or are not sure, follow the steps below.

4

To remove the Smart Module from your system, open the smart home or alarm app and follow the instructions for removing a device.

4a. Enter your locks master entry code, followed by the ✪

4b. Press the **7** key followed by the ✪

4c. Press the **1** key followed by the ✪

⚠ Anytime you add or remove a Smart Module from your lock, the batteries must be removed

Changes or modifications to this device,
not expressly approved by MASTER LOCK Group
could void the user's authority to operate the equipment.

This device is a security enabled Z-Wave® Long Range product that is able to use encrypted Z-Wave® Long Range messages to communicate to other security enabled Z-Wave® Long Range products. This device must be used in conjunction with a Security Enabled Z-Wave® Controller in order to fully utilize all implemented functions. This product can be operated in any Z-Wave® network with other Z-Wave® certified devices
from other manufacturers. All non-battery operated nodes within the network will act as repeaters regardless of vendor to increase reliability of the network.

FCC: MZR-YRHCPZW4FM, MZR-YRHCPZB3FM

Model: AYR-MOD-ZW4-USA-MFH, AYR202-ZB3-USA-MFH

Class B Equipment
This equipment has been tested and found to comply with the limits for a Class B digital device, pursuant to Part 15 of the FCC Rules. These limits are designed to provide reasonable protection against harmful interference in a residential installation. This equipment generates, uses, and can radiate radio frequency energy and, if not installed and used in accordance with the instructions, may cause harmful interference to radio communications. However, there is no guarantee that interference will not occur in a particular installation. If this equipment does cause harmful Interference to radio or television reception, which can be determined by turning the equipment off and on, the user is encouraged to try to correct the interference by one or more of the following measures:

- Reorient or relocate the receiving antenna.
- Increase the separation between the equipment and receiver.
- Connect the equipment into an outlet on a circuit different from that to which the receiver is connected.
- Consult the dealer or an experienced radio/TV technician for help.

THIS DEVICE COMPLIES WITH PART 15 OF THE FCC RULES. OPERATION IS SUBJECT TO THE FOLLOWING TWO CONDITIONS. (1) THIS DEVICE MAY NOT CAUSE HARMFUL INTERFERENCE, AND (2) THIS DEVICE MUST ACCEPT ANY INTERFERENCE RECEIVED, INCLUDING INTERFERENCE THAT MAY CAUSE UNDESIRED OPERATION.

This equipment complies with the FCC radiation limits set forth for an uncontrolled environment. This equipment should be installed and operated with minimum distance 20cm between the radiator & your body. This transmitter must not be co-located or operating
in conjunction with any other antenna or transmitter.

Industry Canada: AYR-MOD-ZW4-USA-MFH, AYR202-ZB3-USA-MFH

IC: 2676A-YRHCPZB3FM, 2676A-YRHCPZW4FM

Under Industry Canada regulations,this radio transmitter may only operate using an antenna of a type and maximum (or lesser) gain approved for the transmitter by Industry Canada. To reduce potential radio interference to other users, the antenna type and its gain should be so chosen that the equivalent isotropically radiated power (e.i.r.p.) is not more than that necessary for successful communication.

En vertu des règlements d'Industrie Canada, cet émetteur radio ne peut fonctionner avec une antenne d'un type et un maximum (ou moins) approuvés pour gagner de l'émetteur par Industrie Canada. Pour réduire le risque d'interférence aux autres utilisateurs, le type d'antenne et son gain doivent être choisies de façon que la puissance isotrope rayonnée équivalente (PIRE) ne dépasse pas ce qui est nécessaire pour une communication réussie.

Section 7.1.3 of RSS-GEN This Device complies with Industry Canada

License-exempt RSS standard(sfollowing two conditions: 1) this device may not cause interference,). Operation is subject to the and 2) this device must accept any interference, including interference that may cause undesired operation of the device.

Cet appareil est conforme avec Industrie Canada RSS standard exemptes de licence(s). Son fonctionnement est soumis aux deux conditions suivantes: 1) ce dispositif ne peut causer des interférences, et 2) cet appareil doit accepter toute interférence, y compris les interférences qui peuvent causer un mauvais fonctionnement du dispositif.

This radio transmitter has been approved by Industry Canada to operate with the antenna types listed below with the maximum permissible gain indicated. Antenna types not included in this list, having a gain greater than the maximum gain indicated for that type, are strictly prohibited for use with this device.

Le présent émetteur radio a été approuvé par Industrie Canada pour fonctionner avec les types d'antenne énumérés ci-dessous et ayant un gain admissible maximal. Les types d'antenne non inclus dans cette liste, et dont le gain est supérieur au gain maximal indiqué, sont strictement interdits pour l'exploitation de l'émetteu
Any changes or modifications not expressly approved by manufacturer could void the user's authority to operate the equipment.

IMPORTANT!
Any changes or modifications not expressly approved by the party responsible for compliance could void the user's authority to operate this equipment.

CAN ICES-3B/NMB-3B

24/7 1-855-213-5841 Yale Home ShopYaleHome.com
24/7 866-760-1936 Master Lock MasterLock.com

Yale® is a registered trademarks of Master Lock Company LLC and its affiliates. Other products' brand names may be trademarks or registered trademarks of their respective owners and are mentioned for reference purposes only. © Copyright 2026. All rights reserved. Reproduction in whole or part without the express written permission of Master Lock Company LLC and its affiliates is prohibited.